

Introductory sub-table (I)(a)

Name of the Company: ROTO PUMPS LTD				
Scrip Code, Name of the scrip, class of security:				
Quarter ended: 30.06.2012				
<b>Partly paid-up shares:-</b>		<b>No. of partly paid-up shares</b>	<b>As a % of total no. of partly paid-up shares</b>	<b>As a % of total no. of shares of the company</b>
Held by promoter/promoter group		0	#DIV/0!	0
Held by public		0	#DIV/0!	0
	<b>Total - D</b>	<b>0</b>	<b>#DIV/0!</b>	<b>0</b>
<b>Outstanding convertible securities:-</b>		<b>No. of outstanding securities</b>	<b>As a % of total no. of outstanding convertible securities</b>	<b>As a % of total no. of shares of the company, assuming full conversion of the convertible securities</b>
Held by promoter/promoter group		0	#DIV/0!	0
Held by public		0	#DIV/0!	0
	<b>Total - E</b>	<b>0</b>	<b>#DIV/0!</b>	<b>0</b>
<b>Warrants:-</b>		<b>No. of warrants</b>	<b>As a % of total no. of warrants</b>	<b>As a % of total no. of shares of the company, assuming full conversion of warrants</b>
Held by promoter/promoter group		0	#DIV/0!	0
Held by public		0	#DIV/0!	0
	<b>Total - F</b>	<b>0</b>	<b>#DIV/0!</b>	<b>0</b>
<b>Total paid-up capital of the company, assuming full conversion of warrants and convertible securities</b>		<b>3090761</b>		

For ROTO PUMPS LTD.

  
 Ashwani K. Verma  
 Company Secretary

Statement Showing Shareholding Pattern

Category code	Category of Shareholder	Table (I)(a)						Shares Pledged or otherwise encumbered	
		Number of Shareholders	Total number of shares	Number of shares held in dematerialized form	Total shareholding as a percentage of total number of shares		Number of shares	As a percentage	
					As a percentage of (A+B) <sup>1</sup>	As a percentage of (A+B+C)			
(I)	(II)	(III)	(IV)	(V)	(VI)	(VII)	(VIII)	(IX) = (VIII)/(IV)*100	
<b>(A)</b>	<b>Shareholding of Promoter and</b>								
1	<b>Indian</b>								
(a)	Individuals/ Hindu Undivided Family	15	2157424	2154662	69.80	69.80	0	0.00	
(b)	Central Government/ State Government(s)								
(c)	Bodies Corporate				0.00	0.00	0	#DIV/0!	
(d)	Financial Institutions/ Banks				0.00	0.00	0	#DIV/0!	
(e)	Any Others(Specify)				0.00	0.00	0	#DIV/0!	
(e-i)					0.00	0.00	0	#DIV/0!	
(e-ii)					0.00	0.00	0	#DIV/0!	
	<b>Sub Total(A)(1)</b>	<b>15</b>	<b>2157424</b>	<b>2154662</b>	<b>69.80</b>	<b>69.80</b>	<b>0</b>	<b>0.00</b>	
2	<b>Foreign</b>								
a	Individuals (Non-Residents Individuals/ Foreign Individuals)				0.00	0.00	0	#DIV/0!	
b	Bodies Corporate				0.00	0.00	0	#DIV/0!	
c	Institutions				0.00	0.00	0	#DIV/0!	
d	Any Others(Specify)				0.00	0.00	0	#DIV/0!	
d-i					0.00	0.00	0	#DIV/0!	
d-ii					0.00	0.00	0	#DIV/0!	
	<b>Sub Total(A)(2)</b>	<b>0</b>	<b>0</b>	<b>0</b>	<b>0.00</b>	<b>0.00</b>	<b>0</b>	<b>#DIV/0!</b>	
	<b>Total Shareholding of Promoter and</b>	<b>15</b>	<b>2157424</b>	<b>2154662</b>	<b>69.80</b>	<b>69.80</b>	<b>0</b>	<b>0.00</b>	
<b>(B)</b>	<b>Public shareholding</b>								
1	<b>Institutions</b>								
(a)	Mutual Funds/ UTI	2	1300		0.04	0.04			
(b)	Financial Institutions/ Banks	1	100		0.00	0.00			
(c)	Central Government/ State Government(s)								
(d)	Venture Capital Funds				0.00	0.00			
(e)	Insurance Companies				0.00	0.00			
(f)	Foreign Institutional Investors				0.00	0.00			
(g)	Foreign Venture Capital Investors				0.00	0.00			
(h)	Any Other (specify)				0.00	0.00			
(h-i)					0.00	0.00			
(h-ii)					0.00	0.00			
	<b>Sub-Total (B)(1)</b>	<b>3</b>	<b>1400</b>	<b>0</b>	<b>0.05</b>	<b>0.05</b>			
B 2	<b>Non-institutions</b>								
(a)	Bodies Corporate	84	52882	42782	1.71	1.71			
(b)	Individuals				0.00	0.00			
I	Individuals -i Individual shareholders holding nominal share capital up to Rs 1 lakh	3010	672122	556308	21.75	21.75			
II	ii. Individual shareholders holding nominal share capital in excess of Rs. 1 lakh.	4	100656	100656	3.26	3.26			
(c)	Any Other (specify)-Clearing Member	29	24127	24127	0.78	0.78			
(c-i)	Non-residents	23	82050	5550	2.65	2.65			
(c-ii)	Trust	1	100	0	0.00	0.00			
	<b>Sub-Total (B)(2)</b>	<b>3151</b>	<b>931937</b>	<b>729423</b>	<b>30.15</b>	<b>30.15</b>			
<b>(B)</b>	<b>Total Public Shareholding (B)= (B)(1)+(B)(2)</b>	<b>3154</b>	<b>933337</b>	<b>729423</b>	<b>30.20</b>	<b>30.20</b>			
	<b>TOTAL (A)+(B)</b>	<b>3169</b>	<b>3090761</b>	<b>2884085</b>	<b>100.00</b>	<b>100.00</b>			
<b>(C)</b>	<b>Shares held by Custodians and against which Depository Receipts have been issued</b>								
1	Promoter and Promoter Group	0	0	0	0.00	0.00	0	#DIV/0!	
2	Public	0	0	0	0.00	0.00	0	#DIV/0!	
	<b>Sub-Total (C)</b>	<b>0</b>	<b>0</b>	<b>0</b>	<b>0.00</b>	<b>0.00</b>	<b>0</b>	<b>0.00</b>	
	<b>GRAND TOTAL (A)+(B)+(C)</b>	<b>3169</b>	<b>3090761</b>	<b>2884085</b>	<b>100.00</b>	<b>100.00</b>	<b>0</b>	<b>0.00</b>	

For ROTO PUMPS LTD.  
0.00

Sr.No	Notes
1	Total foreign shareholding is 82050 shares constituting 2.65% of total paidup share capital
2	List of promoter holding is enclosed
3	List of persons in public category holding morethan 1% of the paidup share capital is enclosed
4	
5	
6	
7	
8	
9	


Signature



(D)(b) Statement showing holding of securities (including shares, warrants, convertible securities) of persons belonging to the category "Promoter and Promoter Group"


Sr. No.	Name of the shareholder	Details of Shares held		Encumbered shares (*)		Details of warrants		Details of convertible securities		Total shares (including underlying shares assuming full conversion of warrants and convertible securities) as a % of diluted share capital	
		Number of shares held	As a % of grand total (A) + (B) + (C)	No.	As a percentage (V) = (V)/(III) * 100	As a % of grand total (A)+(B)+(C) of sub-clause (I)(a)	Number of warrants held	As a % total number of warrants of the same class	Number of convertible securities held		As a % total number of convertible securities of the same class
(I)	(II)	(III)	(IV)	(V)	(VI) = (V)/(III) * 100	(VII)	(VIII)	(IX)	(X)	(XI)	(XII)
1	ANURAG GUPTA	217067	7.02	0	0.00	0.00	0	#DIV/0!	0	#DIV/0!	
2	NAND KISHORE GUPTA HUF	297732	9.63	0	0.00	0.00	0	#DIV/0!	0	#DIV/0!	
3	ARVIND GUPTA	242067	7.83	0	0.00	0.00	0	#DIV/0!	0	#DIV/0!	
4	ASHA GUPTA	499933	16.18	0	0.00	0.00	0	#DIV/0!	0	#DIV/0!	
5	HARISH CHANDRA GUPTA	394739	12.77	0	0.00	0.00	0	#DIV/0!	0	#DIV/0!	
6	HARISH CHANDRA GUPTA HUF	214220	6.93	0	0.00	0.00	0	#DIV/0!	0	#DIV/0!	
7	MANOJ AGARWAL	3865	0.13	0	0.00	0.00	0	#DIV/0!	0	#DIV/0!	
8	MANSI KANORIA	31740	1.03	0	0.00	0.00	0	#DIV/0!	0	#DIV/0!	
9	MADHU AGARWAL	20720	0.67	0	0.00	0.00	0	#DIV/0!	0	#DIV/0!	
10	NEERA GUPTA	169715	5.49	0	0.00	0.00	0	#DIV/0!	0	#DIV/0!	
11	RAJEETA GUPTA	27031	0.87	0	0.00	0.00	0	#DIV/0!	0	#DIV/0!	
12	RAJENDRA KUMAR GUPTA	2762	0.09	0	0.00	0.00	0	#DIV/0!	0	#DIV/0!	
13	ROLLY GUPTA	26766	0.87	0	0.00	0.00	0	#DIV/0!	0	#DIV/0!	
14	SHALINI GUPTA	6167	0.20	0	0.00	0.00	0	#DIV/0!	0	#DIV/0!	
15	URMILA AGARWAL	2900	0.09	0	0.00	0.00	0	#DIV/0!	0	#DIV/0!	
	<b>TOTAL</b>	<b>2157424</b>	<b>69.80</b>	<b>0</b>	<b>0.00</b>	<b>0.00</b>	<b>0</b>	<b>#DIV/0!</b>	<b>0</b>	<b>#DIV/0!</b>	

(\*) The term "encumbrance" has the same meaning as assigned to it in regulation 28(3) of the SAST Regulations, 2011

AS  


(D)(c)(i) Statement showing holding of securities (including shares, warrants, convertible securities) of persons belonging to the category "Public" and holding more than 1% of the total number of shares


Sr. No.	Name of the shareholder	Number of shares held	Shares as a percentage of total number of shares {i.e., Grand Total (A)+(B)+(C) indicated in Statement at para (D)(a) above}	Details of warrants		Details of convertible securities		Total shares (including underlying shares assuming full conversion of warrants and convertible securities) as a % of diluted share capital
				Number of warrants held	As a % total number of warrants of the same class	Number of convertible securities held	% w.r.t total number of convertible securities of the same class	
1	DEBRA PAULY	76400	2.47	0	#DIV/0!	0	#DIV/0!	
2	SUGANDHI DEVI	43286	1.40		#DIV/0!		#DIV/0!	
3			0.00		#DIV/0!		#DIV/0!	
4			0.00		#DIV/0!		#DIV/0!	
5			0.00		#DIV/0!		#DIV/0!	
6			0.00		#DIV/0!		#DIV/0!	
7			0.00		#DIV/0!		#DIV/0!	
8			0.00		#DIV/0!		#DIV/0!	
9			0.00		#DIV/0!		#DIV/0!	
10			0.00		#DIV/0!		#DIV/0!	
<b>TOTAL</b>		<b>119686</b>	<b>3.87</b>	<b>0</b>	<b>#DIV/0!</b>	<b>0</b>	<b>#DIV/0!</b>	<b>0</b>

For ROTO PUMPS LTD  
  
 Ashwani K. Verma



**(I)(c)(ii) Statement showing holding of securities (including shares, warrants, convertible securities) of persons (together with PAC) belonging to the category "Public" and holding more than 5% of the total number of shares of the company**


Sr. No.	Name(s) of the shareholder(s) and the Persons Acting in Concert (PAC) with them	Number of shares	Shares as a percentage of total number of shares {i.e., Grand Total (A)+(B)+(C) indicated in Statement at para (I)(a) above}	Details of warrants			Details of convertible securities		Total shares (including underlying shares assuming full conversion of warrants and convertible securities) as a % of diluted share capital
				Number of warrants	As a % total number of warrants of the same class	Number of convertible securities held	% w.r.t total number of convertible securities of the same class		
1			0.00	0	#DIV/0!	0	#DIV/0!		
2			0.00	0	#DIV/0!	0	#DIV/0!		
3			0.00	0	#DIV/0!	0	#DIV/0!		
4			0.00	0	#DIV/0!	0	#DIV/0!		
5			0.00	0	#DIV/0!	0	#DIV/0!		
6			0.00	0	#DIV/0!	0	#DIV/0!		
7			0.00	0	#DIV/0!	0	#DIV/0!		
8			0.00		#DIV/0!	0	#DIV/0!		
9			0.00		#DIV/0!		#DIV/0!		
10			0.00		#DIV/0!		#DIV/0!		
TOTAL		0	0.00	0	#DIV/0!	0	#DIV/0!	0	

For R:  
  
Company Secretary



(II)(a) Statement showing details of Depository Receipts (DRs)

Sr. No.	Type of outstanding DR (ADRs, GDRs, SDRs, etc.)	Number of outstanding DRs	Number of shares underlying outstanding DRs	Shares underlying outstanding DRs as a percentage of total number of shares {i.e., Grand Total (A)+(B)+(C) indicated in Statement at para (I)(a) above}
1				0.00
2				0.00
3				0.00
4				0.00
5				0.00
6				0.00
7				0.00
8				0.00
9				0.00
<b>TOTAL</b>		0	0	0.00






(II)(b) Statement showing holding of Depository Receipts (DRs), where underlying shares held by "promoter/promoter group" are in excess of 1% of the total number of shares

Sr. No.	Name of the DR Holder	Type of outstanding DR (ADRs, GDRs, SDRs, etc.)	Number of shares underlying outstanding DRs	Shares underlying outstanding DRs as a percentage of total number of shares [i.e., Grand Total (A)+(B)+(C) indicated in Statement at para (I)(a) above]
1				
2				
3				
4				
5				
6				
7				
8				
9				
<b>TOTAL</b>			<b>0</b>	

For ROTO PUMPS LTD



Ashwani K. Verma  
Company Secretary

(II)(b) Statement showing holding of Depository Receipts (DRs), where underlying shares held by "promoter/promoter group" are in excess of 1% of the total number of shares

Sr. No.	Name of the DR Holder	Type of outstanding DR (ADRs, GDRs, SDRs, etc.)	Number of shares underlying outstanding DRs	Shares underlying outstanding DRs as a percentage of total number of shares (i.e., Grand Total (A)+(B)+(C) indicated in Statement at para (I)(a) above)
1				0.00%
2				0.00%
3				0.00%
4				0.00%
5				0.00%
6				0.00%
7				0.00%
8				0.00%
9				0.00%
<b>TOTAL</b>			<b>0</b>	<b>0.00%</b>

For POTO PUMPS LTD.  
*[Signature]*  
Company Secretary